

### Evaluation of Course by Students: Commerce (2014-15)

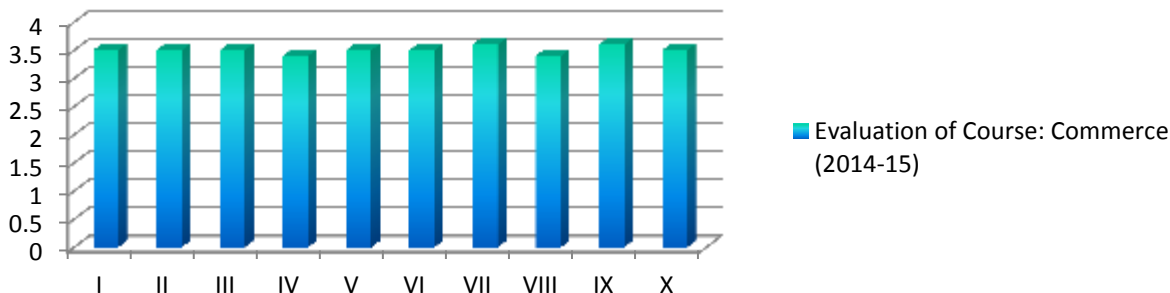
**Questions:**

1. Satisfaction of subject/Faculty choice
2. Your opinion about faculty subject after learning
3. Completion of syllabus
4. Manner of completion
5. Periodical test /Tutorials
6. Use of innovative teaching methods by teachers
7. Benefit from practical/Study tours/Field work
8. Manner of conducting practical/Study tours/Field work
9. Use of computers/internet for teaching
10. Chances of job opportunities due to course

**11. Marks Obtained:**

Class/Que. No.	I	II	III	IV	V	VI	VII	VIII	IX	X	Total Students
<b>Commerce</b>	3.5	3.5	3.5	3.4	3.5	3.5	3.6	3.4	3.6	3.5	50

### Evaluation of Course: Commerce (2014-15)



**Interpretation:**

**Poor: 1      Average: 2      Good: 3      Excellent: 4**

**Suggestions: Keep it up.**

  
**PRINCIPAL**  
Bharatiya Jain Sanghatana's  
Art, Science & Commerce College  
Wagholi, Pune - 412207

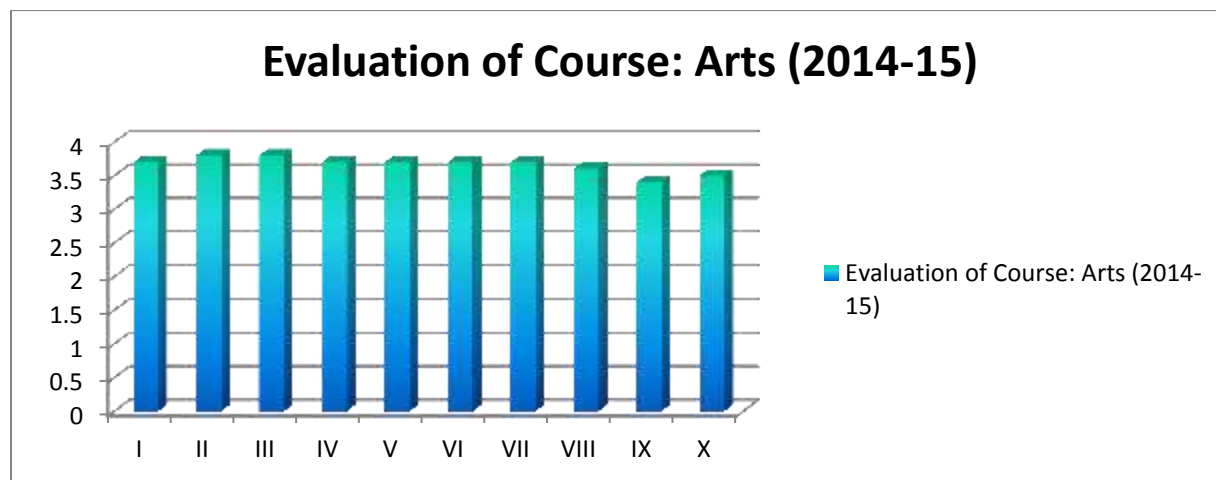
**Evaluation of Course by Students: Arts (2014-15)**

**Questions:**

1. Satisfaction of subject/Faculty choice
2. Your opinion about faculty subject after learning
3. Completion of syllabus
4. Manner of completion
5. Periodical test /Tutorials
6. Use of innovative teaching methods by teachers
7. Benefit from practical/Study tours/Field work
8. Manner of conducting practical/Study tours/Field work
9. Use of computers/internet for teaching
10. Chances of job opportunities due to course

**Marks Obtained:**

Class/Que. No.	I	II	III	IV	V	VI	VII	VIII	IX	X	Total Students
<b>Arts</b>	3.7	3.8	3.8	3.7	3.7	3.7	3.7	3.6	3.4	3.5	50



**Interpretation:**

Poor: 1      Average: 2      Good: 3      Excellent: 4

**Suggestions: Keep it up.**

  
**PRINCIPAL**  
 Bharatiya Jain Sanghatana's  
 Art, Science & Commerce College  
 Wagholi, Pune - 412207

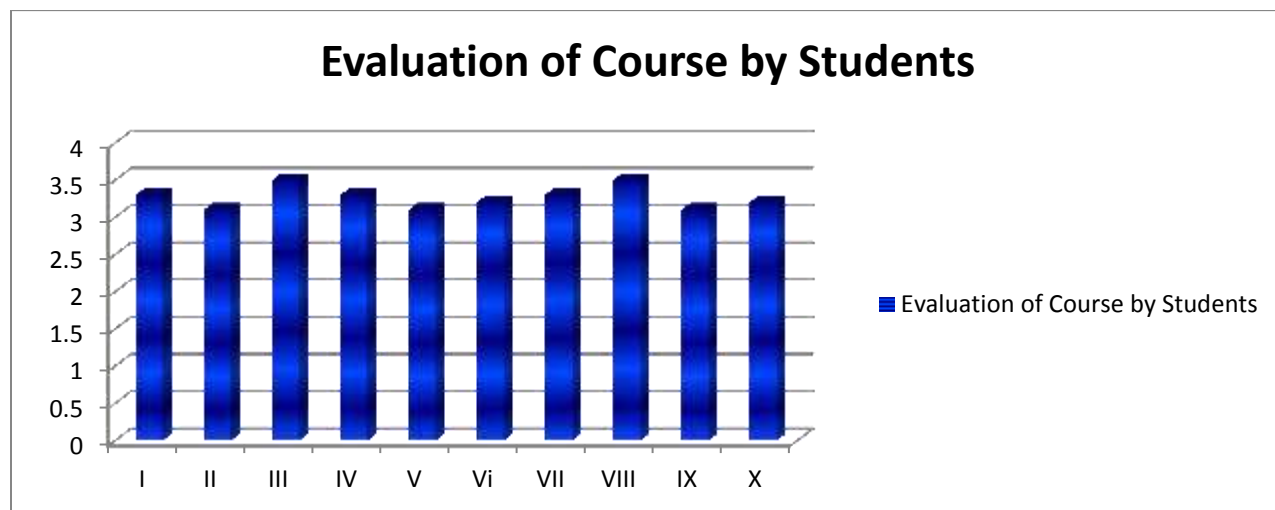
**Evaluation of Course by Students: Science (2014-15)**

**Questions:**

1. Satisfaction of subject/Faculty choice
2. Your opinion about faculty subject after learning
3. Completion of syllabus
4. Manner of completion
5. Periodical test /Tutorials
6. Use of innovative teaching methods by teachers
7. Benefit from practical/Study tours/Field work
8. Manner of conducting practical/Study tours/Field work
9. Use of computers/internet for teaching
10. Chances of job opportunities due to course

**Marks Obtained:**

Class/Que. No.	I	II	III	IV	V	VI	VII	VIII	IX	X	Total Students
<b>Science</b>	3.3	3.1	3.5	3.3	3.1	3.2	3.3	3.5	3.1	3.2	30



**Interpretation:**

Poor: 1      Average: 2      Good: 3      Excellent: 4

**Suggestions: Keep it up.**

  
**PRINCIPAL**  
Bharatiya Jain Sanghatana's  
Art, Science & Commerce College  
Wagholi, Pune - 412207

# Bharatiya Jain Sanghatana's

Art's Science & Commerce College, Wagholi, Pune-412207

## STUDENT FEEDBACK ANALYSIS REPORTS

ACADEMIC YEAR 2015-2016

The college has collected feedback on teaching learning, curriculum, infrastructure and student support through questionnaires from students of three different courses (BSc, BA and B.Com.). We have collected feedback from our under graduate third year students personally. We have received total 100 student's feedback.

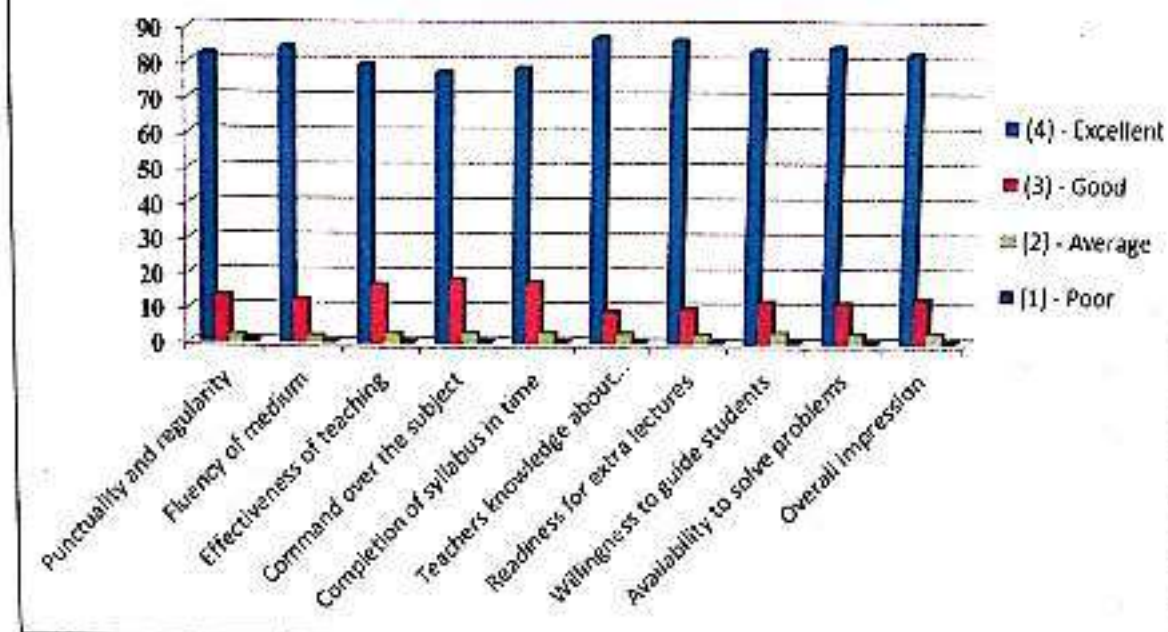
According to the analysis following major points has been noticed. This questionnaire is designed to make a survey of the institutional feedback. The questionnaire consists of five sections comprising 31 questions.

### 1. Evaluation of teacher by student:

Question No.	Particulars	Response in %			
		(4) - Excellent	(3) - Good	(2) - Average	(1) - Poor
1	Punctuality and regularity	82.51	13.55	2.33	1.11
2	Fluency of medium	84.64	12.66	2.26	0.44
3	Effectiveness of teaching	79.59	16.99	2.86	0.56
4	Command over the subject	77.55	18.65	3.12	0.68
5	Completion of syllabus in time	78.64	17.65	3.12	0.59
6	Teachers knowledge about applications of the subject	87.21	9.04	2.89	0.86
7	Readiness for extra lectures	86.33	10.23	2.69	0.75
8	Willingness to guide students	83.66	12.26	3.25	0.83
9	Availability to solve problems	84.66	11.80	2.86	0.68
10	Overall impression	82.98	12.91	3.20	0.91



### 1. Evaluation of teacher by student



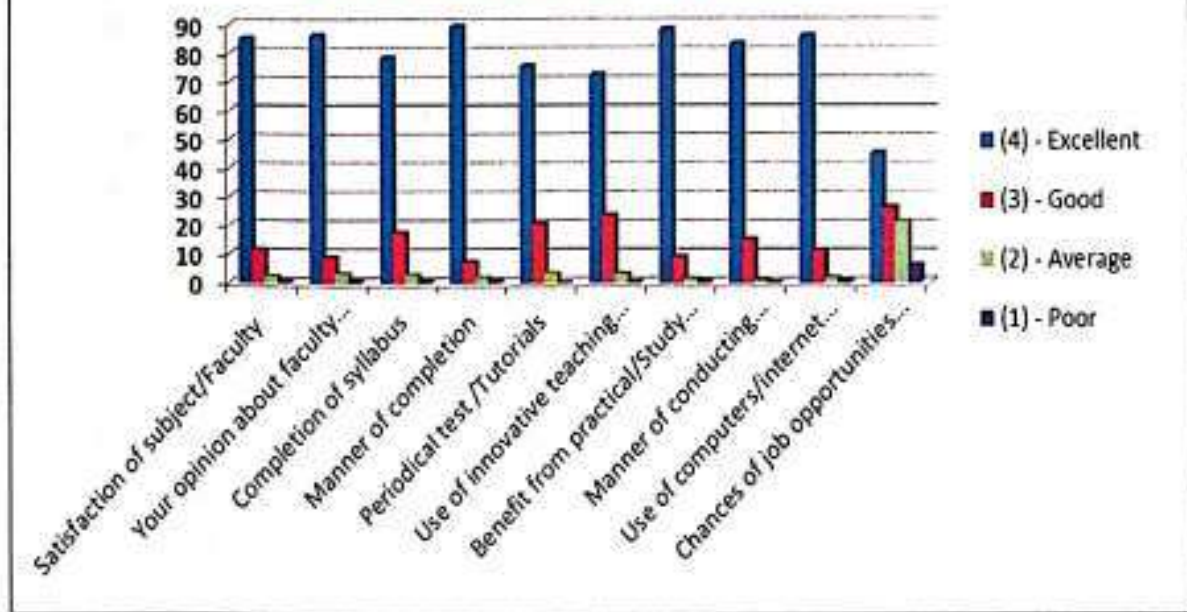
From the above chart, it is observed that on an average 80% students say that teacher's performance is very good for all parameters.

### 2. Evaluation of courses by student:

Question No.	Particulars	Response in %			
		(4) - Excellent	(3) - Good	(2) - Average	(1) - Poor
1	Satisfaction of subject/Faculty	85.32	11.65	2.52	0.51
2	Your opinion about faculty subject after learning	86.63	9.06	3.36	0.95
3	Completion of syllabus	78.56	17.63	2.98	0.83
4	Manner of completion	89.54	7.44	2.10	0.92
5	Periodical test /Tutorials	75.66	20.65	3.58	0.109
6	Use of innovative teaching methods by teachers	72.64	23.65	3.28	0.43
7	Benefit from practical/Study tours/Field work	88.51	9.23	1.62	0.64
8	Manner of conducting practical/Study tours/Field work	83.41	15.32	0.98	0.29
9	Use of computers/Internet for teaching	86.24	11.34	1.94	0.48
10	Chances of job opportunities due to course	45.44	26.58	21.69	6.29



## 2. Evaluation of courses by student



From the above analysis it is observed that students rated the syllabus reflects current contents. On an average 83% students are satisfied with the current syllabus designed by the Savitribai Phule Pune University, Pune.

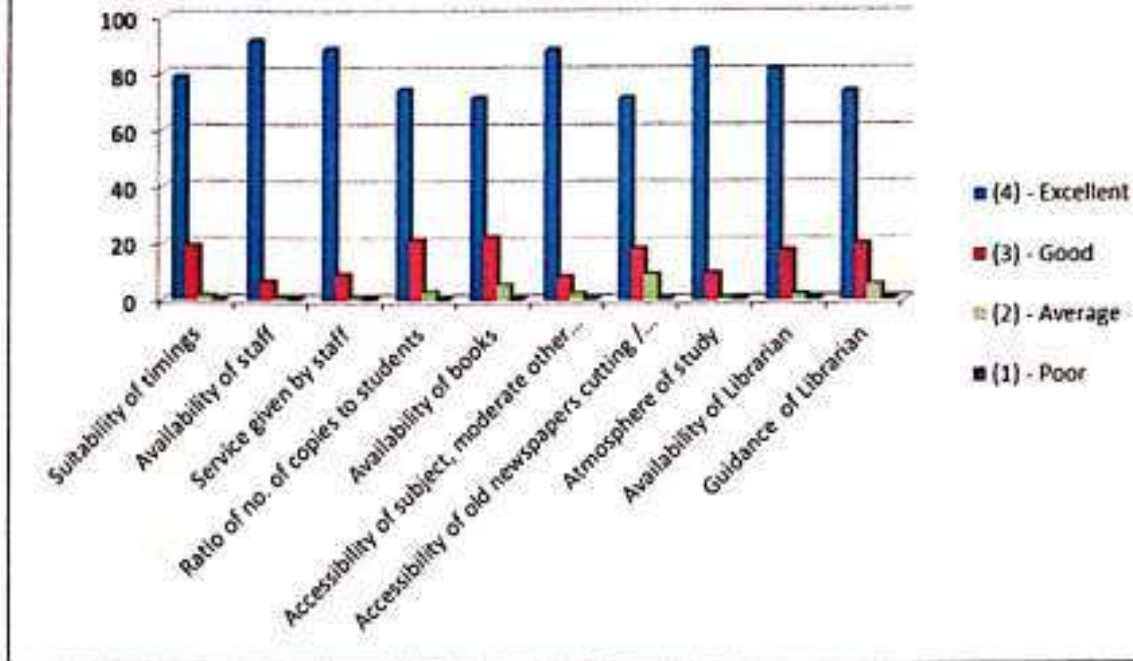
## 3. Evaluation of College and Infrastructure:

### i) Library:

Question No.	Particulars	Response in %			
		(4) - Excellent	(3) - Good	(2) - Average	(1) - Poor
1	Suitability of timings	78.85	19.25	1.75	0.25
2	Availability of staff	91.64	6.59	0.77	1.00
3	Service given by staff	88.74	9.26	1.056	0.944
4	Ratio of no. of copies to students	74.24	21.28	3.12	0.36
5	Availability of books	71.36	22.35	5.56	0.73
6	Accessibility of subject, moderate other than text book	88.25	8.46	2.51	0.78
7	Accessibility of old newspapers cutting / periodicals	71.26	18.29	9.22	1.23
8	Atmosphere of study	88.07	9.69	1.04	1.20
9	Availability of Librarian	81.59	17.65	2.30	1.46
10	Guidance of Librarian	73.58	19.84	5.65	0.93



### 3. Evaluation of College and Infrastructure: Laboratory



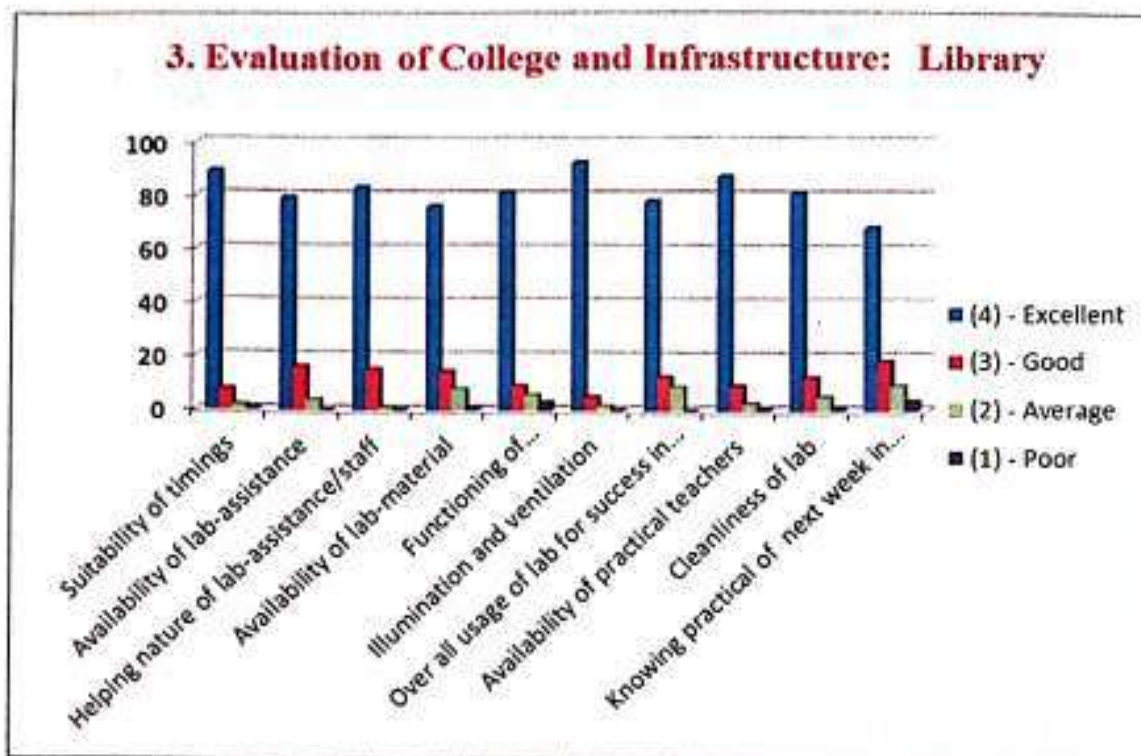
Approximately 70% students state the required numbers of titles in their subject available in the Library as excellent or very good, and rest percentage of students are unsatisfied with Library

#### ii) Laboratory:

Question No.	Particulars	(4) - Excellent	(3) - Good	(2) - Average	(1) - Poor
1	Suitability of timings	89.36	7.68	2.00	0.96
2	Availability of lab-assistance	79.51	16.32	4.01	0.16
3	Helping nature of lab-assistance/staff	83.25	15.35	1.20	0.20
4	Availability of lab-material	76.24	14.54	8.10	1.22
5	Functioning of apparatus/equipment/Instrument	81.65	9.24	5.90	3.21
6	Illumination and ventilation	92.58	5.14	2.00	0.28
7	Over all usage of lab for success in final exam	78.25	12.68	8.98	0.09
8	Availability of practical teachers	87.35	9.28	2.85	0.52
9	Cleanliness of lab	81.26	12.58	5.24	1.40
10	Knowing practical of next week in advance	68.25	18.61	9.51	3.63



### 3. Evaluation of College and Infrastructure: Library



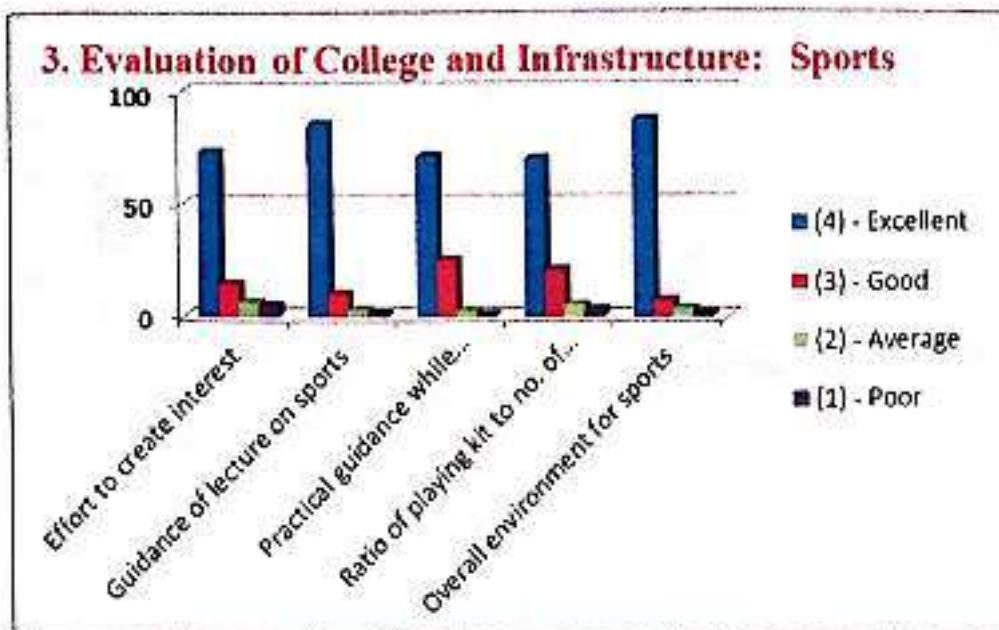
Approximately 82% of students respondents Laboratory facilities to be excellent

#### iii) Sports:

Question No.	Particulars	(4) - Excellent	(3) - Good	(2) - Average	(1) - Poor
1	Effort to create interest	73.35	14.52	6.63	5.50
2	Guidance of lecture on sports	85.35	10.25	3.24	1.16
3	Practical guidance while playing	71.24	25.26	2.65	0.85
4	Ratio of playing kit to no. of students	70.18	20.91	5.67	3.24
5	Overall environment for sports	87.47	7.52	3.81	1.2







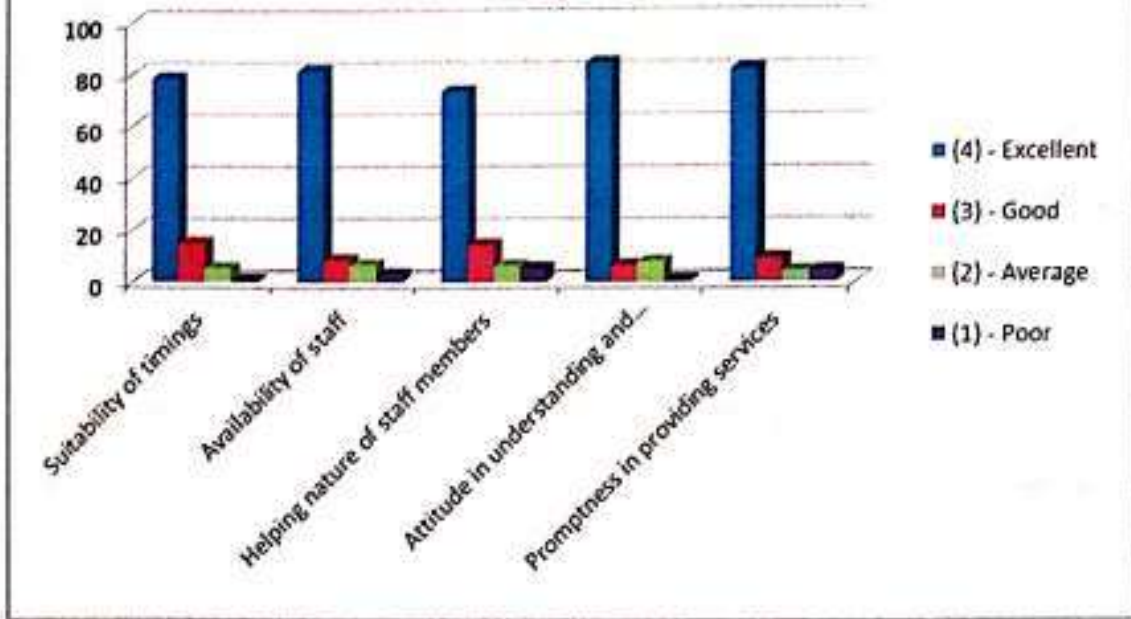
Approximately 80% students are strongly satisfied with the playground and sports facilities provided by the college.

iv) Office:

Sr. No.	Particulars	(4) - Excellent	(3) - Good	(2) - Average	(1) - Poor
1	Suitability of timings	78.57	14.98	5.60	0.85
2	Availability of staff	81.29	8.67	6.80	3.24
3	Helping nature of staff members	73.35	14.52	6.63	5.50
4	Attitude in understanding and solving students problem	84.26	6.58	8.12	1.04
5	Promptness in providing services	81.57	9.26	4.59	4.58



### 3. Evaluation of College and Infrastructure: Office



Approx. 76% students speak that the Office Staff are very co-operative and helpful.

**Chairman**  
Student Feedback Committee

30/4/2016  
IQAC Coordinator

**IQAC Coordinator**  
Bharatiya Jain Sanghatana's  
Arts Science and Commerce College Wagholi



**PRINCIPAL**  
Bharatiya Jain Sanghatana's  
Art, Science & Commerce College  
Wagholi, Pune-412207

## Overall Feedback Analysis

- The various graphs present the different views expressed by present students and alumni in regard to their perception of quality in teaching learning, curriculum, infrastructure and student support.
- More than 75% students are satisfied with their teaching methodology.
- The quality of education depended on the overall academic environment of the institution, as well as furnished and spacious library.
- The necessary computer facilities and well-equipped labs are the infrastructural priorities.
- The output (80%) indicates the facilities available at BJS College are good enough.
- The output (75%) shows a very good environment of teaching at BJS College.



Chairman  
Student Feedback Committee



30/5/2016  
IQAC Coordinator

**IQAC Coordinator**  
Bharatiya Jain Sanghatana's  
Arts Science and Commerce College Wagholi



**PRINCIPAL**  
Bharatiya Jain Sanghatana's  
Art, Science & Commerce College  
Wagholi, Pune-412207

## ACTION TAKEN REPORT

Academic Year 2015 -2016

The action taken report of the feedback received from students for the Academic Year 2016-2017 in teaching learning, curriculum, infrastructure and student support as recorded is as follows:

1. The washrooms and toilet have been renovated and made disabled friendly.
2. Our Library was equipped with INFLIBNET facility
3. Remote access to e Campus, e-Journals/database/e-books were provided.
4. Invited resource persons from industries were invited to address the students.
5. Construction and renovation of washroom, boxing ring, parking shade etc.
6. Indoor hall for sports.
7. Play-ground for sports.



Chairman  
Student Feedback Committee

IQAC Coordinator

IQAC Coordinator  
Bharatiya Jain Sanghatana's  
Arts Science and Commerce College Wagholi

PRINCIPAL  
Bharatiya Jain Sanghatana's  
Art, Science & Commerce College  
Wagholi, Puna-412207

**Bharatiya Jain Sanghatana's**  
Art's Science & Commerce College, Wagholl, Pune-412207

**STUDENT FEEDBACK ANALYSIS REPORTS**  
**ACADEMIC YEAR 2016-2017**

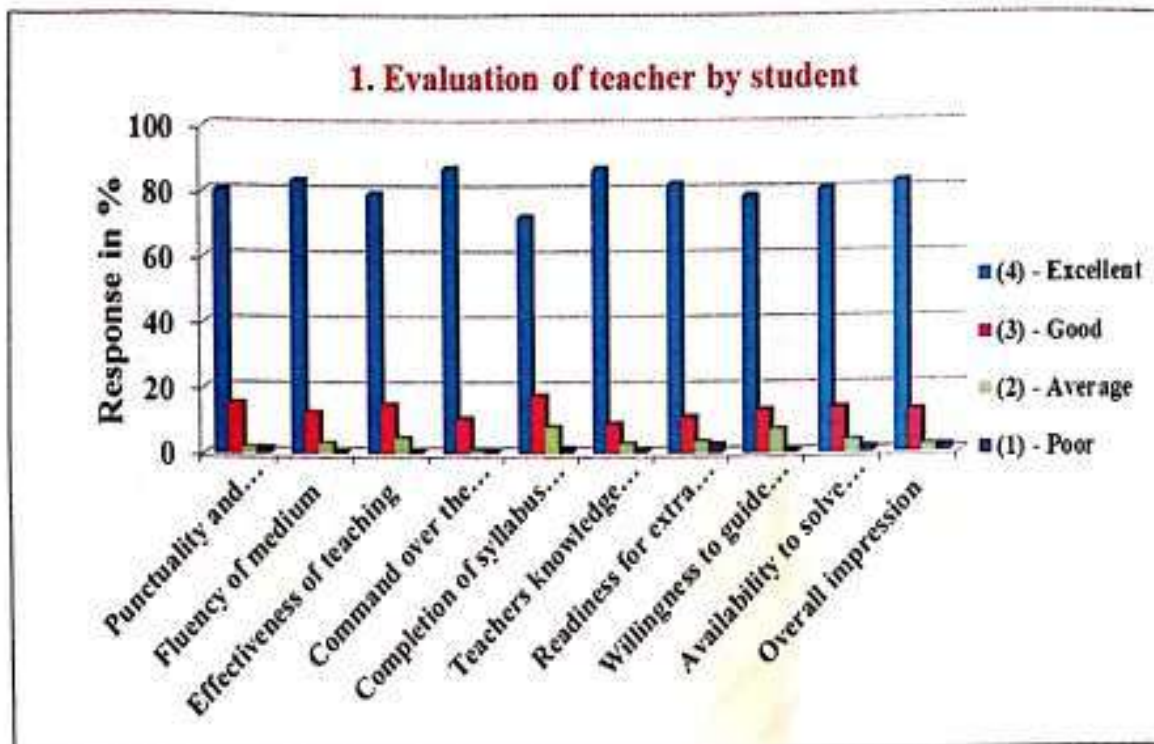
Our college is yearly collecting the feedbacks from the stake holders on different occasions on the curriculum as well as on the Infrastructure and student support facility for the overall improvement of the college.

We have received total 150 student's feedback. This questionnaire is designed to make a survey of the institutional feedback. The questionnaire consists of five sections comprising 50 questions.

**1. Evaluation of teacher by student:**

Question No.	Particulars	Response in %			
		(4) - Excellent	(3) - Good	(2) - Average	(1) - Poor
1	Punctuality and regularity	80.51	15.55	2.03	1.91
2	Fluency of medium	83.64	12.66	3.25	0.45
3	Effectiveness of teaching	79.59	14.99	4.86	0.56
4	Command over the subject	87.55	10.65	1.12	0.68
5	Completion of syllabus in time	72.54	17.75	8.12	1.59
6	Teachers knowledge about applications of the subject	87.21	9.04	2.89	0.86
7	Readiness for extra lectures	82.43	11.23	3.6	2.74
8	Willingness to guide students	78.66	13.26	7.25	0.83
9	Availability to solve problems	80.66	13.82	3.86	1.66
10	Overall impression	82.98	12.92	2.2	1.9





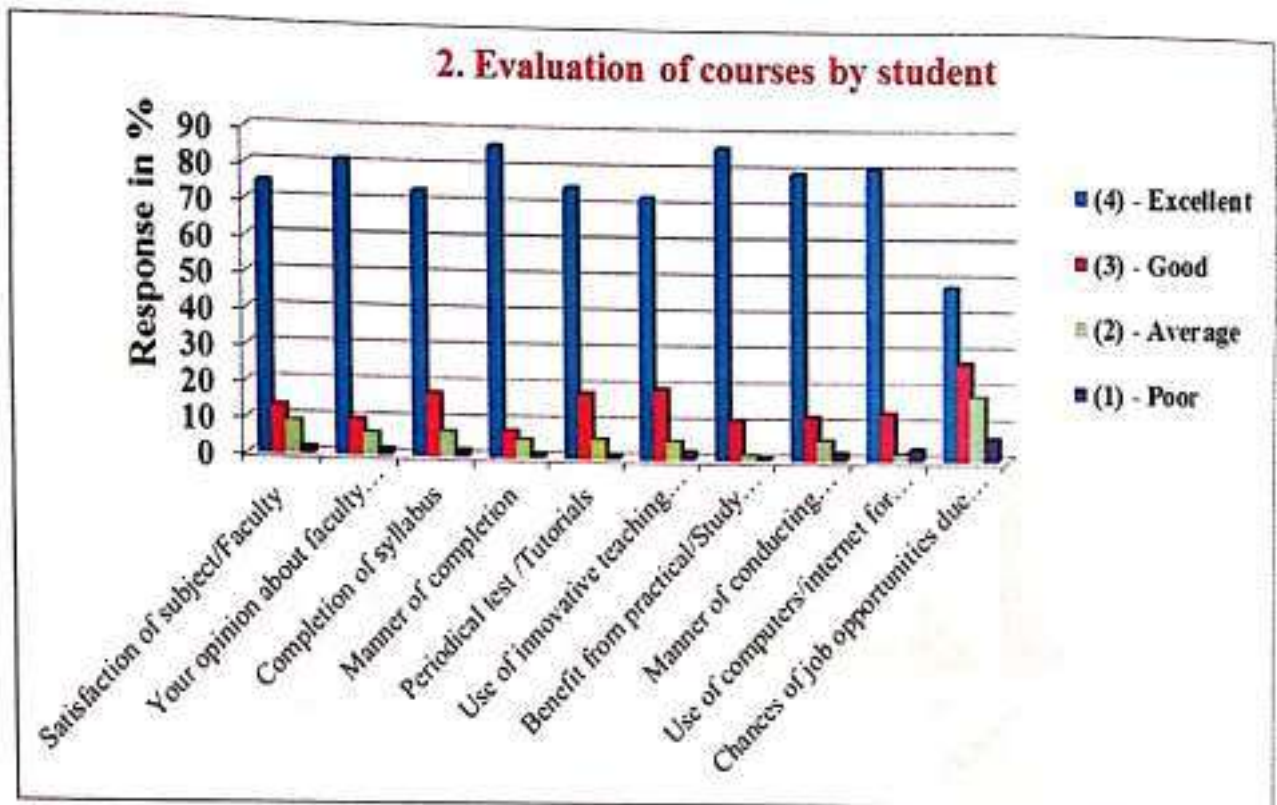
From the above chart, it is observed that on an average 80% students say that teacher's performance is very good for all parameters.

### 2. Evaluation of courses by student:

Question No.	Particulars	Response in %			
		(4) - Excellent	(3) - Good	(2) - Average	(1) - Poor
1	Satisfaction of subject/Faculty	75.25	13.51	9.21	2.03
2	Your opinion about faculty subject after learning	81.66	10.06	6.36	1.92
3	Completion of syllabus	73.6	17.61	6.98	1.81
4	Manner of completion	86.41	7.44	5.1	1.05
5	Periodical test /Tutorials	75.26	18.14	5.58	1.02
6	Use of innovative teaching methods by teachers	72.68	19.69	5.28	2.35
7	Benefit from practical/Study tours/Field work	86.51	11.23	1.62	0.64
8	Manner of conducting practical/Study tours/Field work	79.77	12.32	5.76	2.15
9	Use of computers/internet for teaching	81.34	13.34	1.94	3.38



10	Chances of job opportunities due to course	48.41	27.32	17.99	6.28
----	--	-------	-------	-------	------



From the above analysis it is observed that students average 83% students are satisfied with the current syllabus designed by SPPU, Pune.

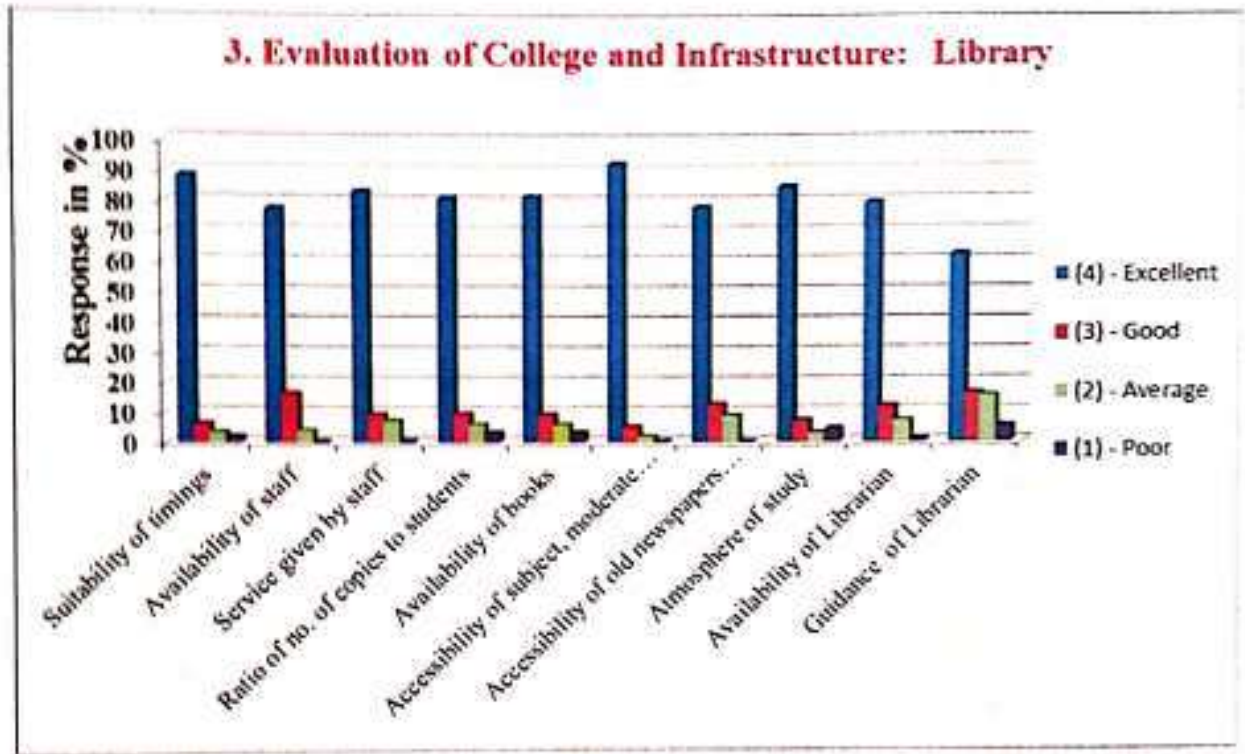
### 3. Evaluation of College and Infrastructure:

#### i) Library:

Question No.	Particulars	Response in %			
		(4) - Excellent	(3) - Good	(2) - Average	(1) - Poor
1	Suitability of timings	71.79	18.28	3.19	6.74
2	Availability of staff	89.82	7.34	1.77	1.07
3	Service given by staff	85.57	11.26	2.05	1.12
4	Ratio of no. of copies to students	74.64	17.21	8.12	0.03
5	Availability of books	72.31	18.53	6.45	2.71
6	Accessibility of subject, moderate other than text book	82.34	7.81	3.51	6.34



7	Accessibility of old newspapers cutting / periodicals	76.26	9.29	9.32	5.13
8	Atmosphere of study	79.07	11.59	7.04	2.3
9	Availability of Librarian	78.52	14.65	3.51	3.32
10	Guidance of Librarian	83.58	11.84	3.65	0.93



Approximately 70% students state the required numbers of titles in their subject available in the Library as excellent.

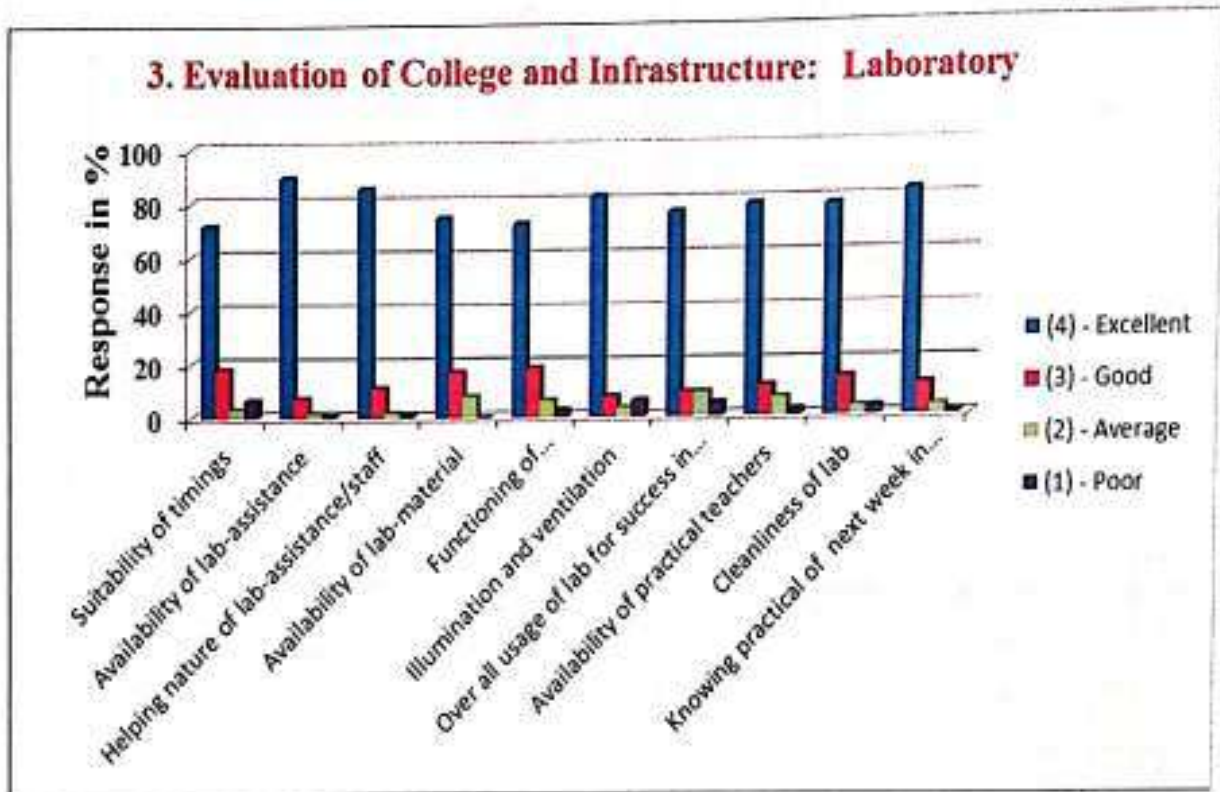
**ii) Laboratory:**

Question No.	Particulars	(4) - Excellent	(3) - Good	(2) - Average	(1) - Poor
1	Suitability of timings	88.26	6.26	3.52	1.96
2	Availability of lab-assistance	77.51	16.32	4.01	0.16
3	Helping nature of lab-assistance/staff	83.25	9.3	7.2	0.25
4	Availability of lab-material	81.2	9.5	6.1	3.2
5	Functioning of apparatus/equipment/Instrument	81.65	9.24	5.9	3.21





6	Illumination and ventilation	92.58	5.14	2	0.28
7	Over all usage of lab for success in final exam	78.25	12.68	8.98	0.09
8	Availability of practical teachers	85.01	7.23	3.24	4.52
9	Cleanliness of lab	79.62	12.1	7.24	1.04
10	Knowing practical of next week in advance	62.57	16.41	15.61	5.41



Additionally, 85% respondents find Laboratory facilities to be excellent,

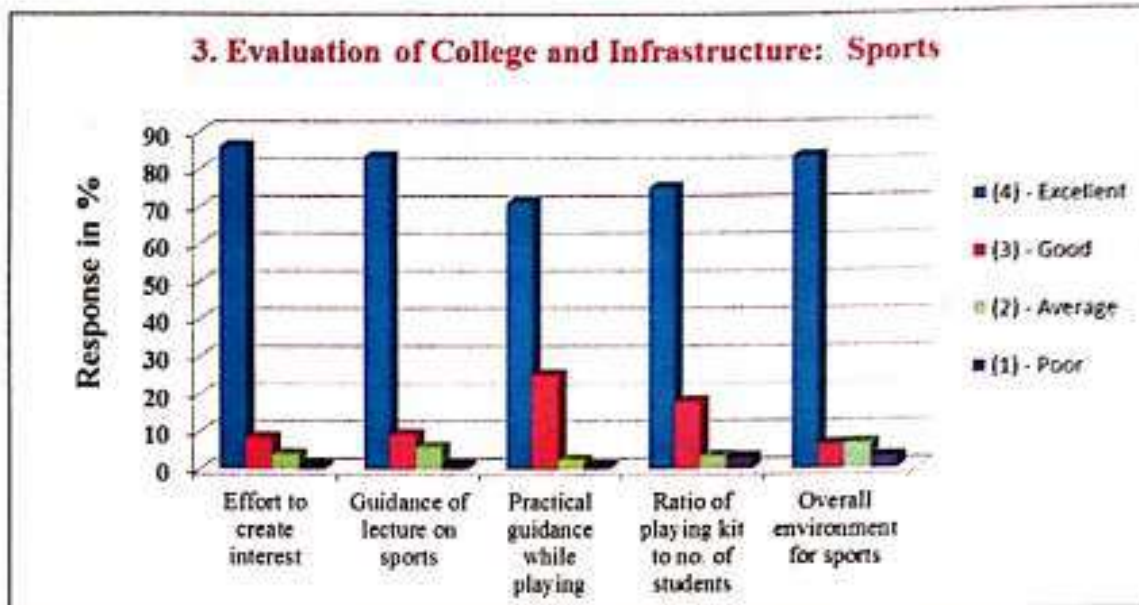
#### iii) Sports:

Question No.	Particulars	(4) - Excellent	(3) - Good	(2) - Average	(1) - Poor
1	Effort to create interest	86.25	8.5	4.1	1.15
2	Guidance of lecture on sports	83.47	9.34	6.03	1.16
3	Practical guidance while playing	71.24	25.26	2.65	0.85
4	Ratio of playing kit to no. of students	75.18	18.11	3.57	3.14



5	Overall environment for sports	83.47	6.52	6.81	3.2
---	--------------------------------	-------	------	------	-----

### 3. Evaluation of College and Infrastructure: Sports

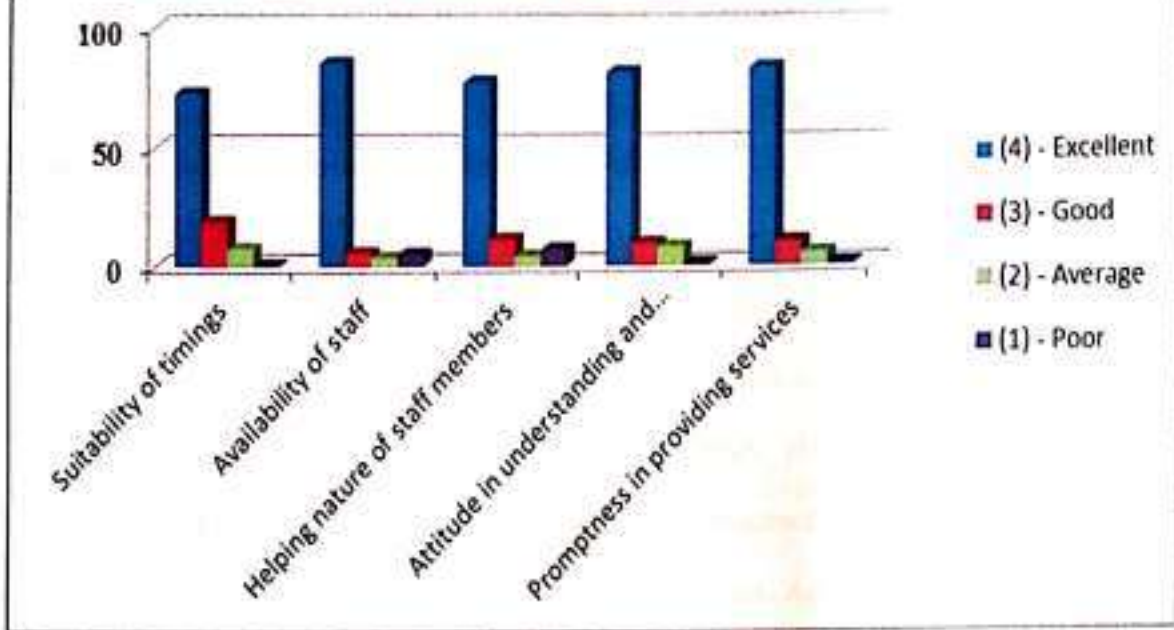


iv) Office:

Sr. No.	Particulars	(4) - Excellent	(3) - Good	(2) - Average	(1) - Poor
1	Suitability of timings	72.57	18.98	7.63	0.82
2	Availability of staff	85.29	5.67	3.82	5.22
3	Helping nature of staff members	77.13	11.32	4.34	7.21
4	Attitude in understanding and solving students problem	81.26	9.58	8.04	1.12
5	Promptness in providing services	83.01	10.23	5.64	1.12



### 3. Evaluation of College and Infrastructure: Office



The chart illustrates the percentage of respondents. Approx. 70% students speak that the Office Staff are cooperative in nature.

**Chairman**  
Student Feedback Committee

**IQAC Coordinator**

**Principal**



## Overall Feedback Analysis

The various graphs present the different views expressed by present students in regard to their perception of quality in teaching learning, curriculum, infrastructure and student support.

1. More than 75% students are satisfied with their teaching methodology.
2. The quality of education depended on the overall academic environment of the institution, a well-furnished and stocked library; Necessary computer facilities, well-equipped laboratory and office are the infrastructural priorities.
3. The chart explains the percentage of respondents. Appoxomatelily 75% students are strongly satisfied with the sports, library, laboratory and office facilities provided by the college are excellent.



**Chairman**  
Student Feedback Committee



**IQAC Coordinator**



**Principal**



## ACTION TAKEN REPORT

Academic Year 2016 -2017

The action taken report of the feedback received from students for the Academic Year 2016-2017 in teaching learning, curriculum, infrastructure and student support as recorded is as follows:

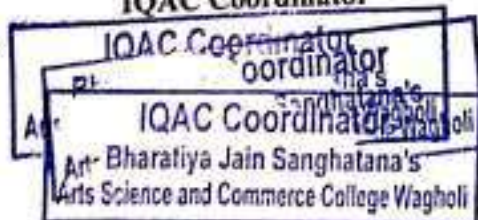
1. Use of ICT to enhance learning & evaluation
2. Latest editions of standards books to be acquired
3. Effective Online Information System
4. Reading Materials are updated and distributed to students
5. We are encouraging teachers to do research.
6. Started BCA science course and construction of Computer laboratory.
7. Educational trips/ excursions have already been introduced in the department.
8. The college website is functional now and will provide updates/information on all events and activities.



Chairman  
Student Feedback Committee



IQAC Coordinator



Principal

**Bharatiya Jain Sanghatana's**  
Art's Science & Commerce College, Wagholi, Pune-412207

**STUDENT FEEDBACK ANALYSIS REPORTS**  
**ACADEMIC YEAR 2017-2018**

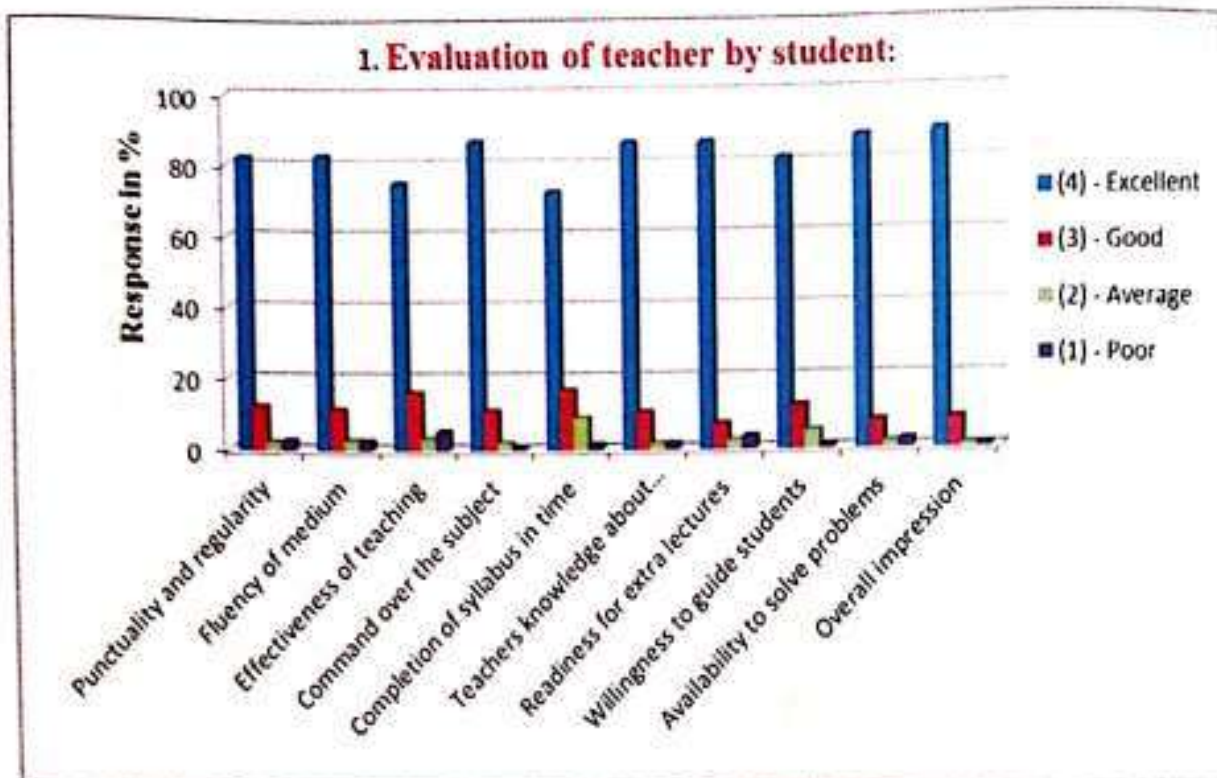
The college has collected feedback on teaching learning, curriculum, infrastructure and student support through questionnaires from students of three different courses (BSc, BA and B.Com.). We have collected feedback from our under graduate third year students personally. We have received total 175 student's feedback.

This questionnaire is designed to make a survey of the institutional feedback. The questionnaire consists of five sections comprising 50 questions. The major sections are

**1. Evaluation of teacher by student:**

Question No.	Particulars	Response in %			
		(4) - Excellent	(3) - Good	(2) - Average	(1) - Poor
1	Punctuality and regularity	82.52	12.35	2.35	2.78
2	Fluency of medium	82.94	11.54	2.78	2.64
3	Effectiveness of teaching	75.14	16.17	3.36	5.39
4	Command over the subject	86.77	11.15	2.12	0.58
5	Completion of syllabus in time	72.54	16.76	9.12	1.59
6	Teachers knowledge about applications of the subject	86.34	10.65	1.89	1.86
7	Readiness for extra lectures	86.43	7.23	2.62	3.74
8	Willingness to guide students	81.66	12.26	5.25	0.83
9	Availability to solve problems	87.66	7.82	1.86	2.66
10	Overall impression	88.98	8.5	1.2	0.9



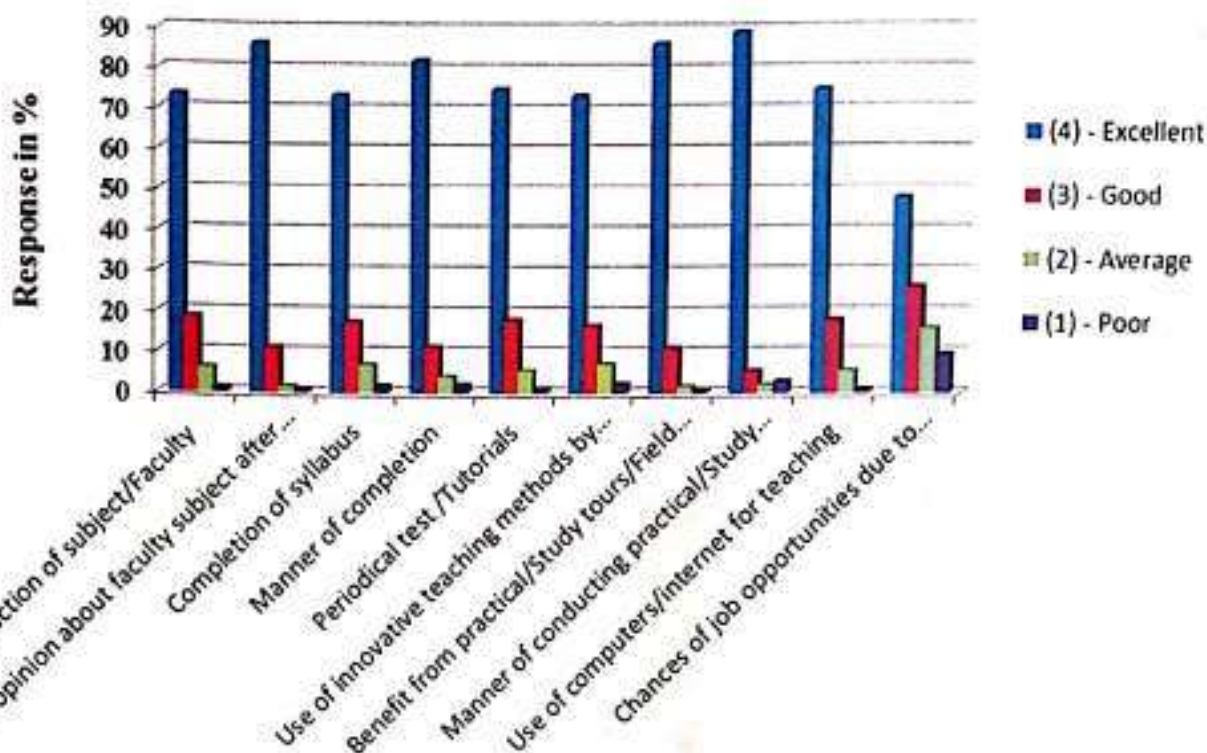


### 2. Evaluation of courses by student:

Question No.	Particulars	Response in %			
		(4) - Excellent	(3) - Good	(2) - Average	(1) - Poor
1	Satisfaction of subject/Faculty	73.68	18.69	6.28	1.35
2	Your opinion about faculty subject after learning	86.51	11.23	1.62	0.64
3	Completion of syllabus	73.62	17.61	6.98	1.81
4	Manner of completion	82.41	11.49	4.1	2.05
5	Periodical test /Tutorials	75.26	18.14	5.58	1.02
6	Use of innovative teaching methods by teachers	73.68	16.68	7.28	2.35
7	Benefit from practical/Study tours/Field work	86.51	11.23	1.62	0.63
8	Manner of conducting practical/Study tours/Field work	89.44	5.47	2.1	3.05
9	Use of computers/internet for teaching	75.26	18.14	5.59	1.02
10	Chances of job opportunities due to course	48.41	26.32	15.99	9.68



## 2. Evaluation of courses by student:



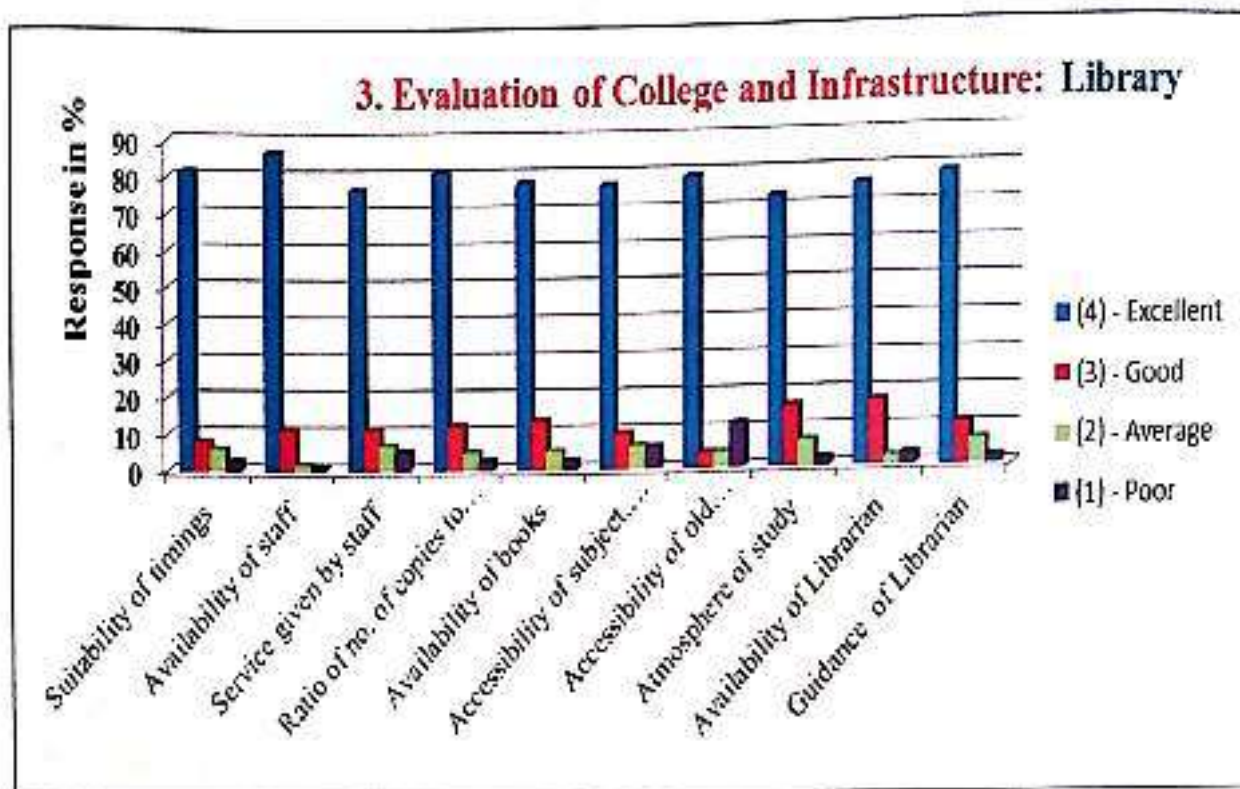
## 3. Evaluation of College and Infrastructure:

### i) Library:

Question No.	Particulars	Response in %			
		(4) - Excellent	(3) - Good	(2) - Average	(1) - Poor
1	Suitability of timings	81.79	8.28	6.19	2.74
2	Availability of staff	86.83	11.36	1.77	1.07
3	Service given by staff	76.57	11.26	7.05	5.12
4	Ratio of no. of copies to students	81.35	12.21	5.12	2.53
5	Availability of books	78.31	13.53	5.34	2.71
6	Accessibility of subject, moderate other than text book	77.34	9.81	6.51	6.12
7	Accessibility of old newspapers cutting / periodicals	79.26	4.29	4.32	12.13
8	Atmosphere of study	73.68	16.68	7.28	2.35
9	Availability of Librarian	76.52	17.65	2.51	3.32
10	Guidance of Librarian	79.07	11.59	7.04	2.3





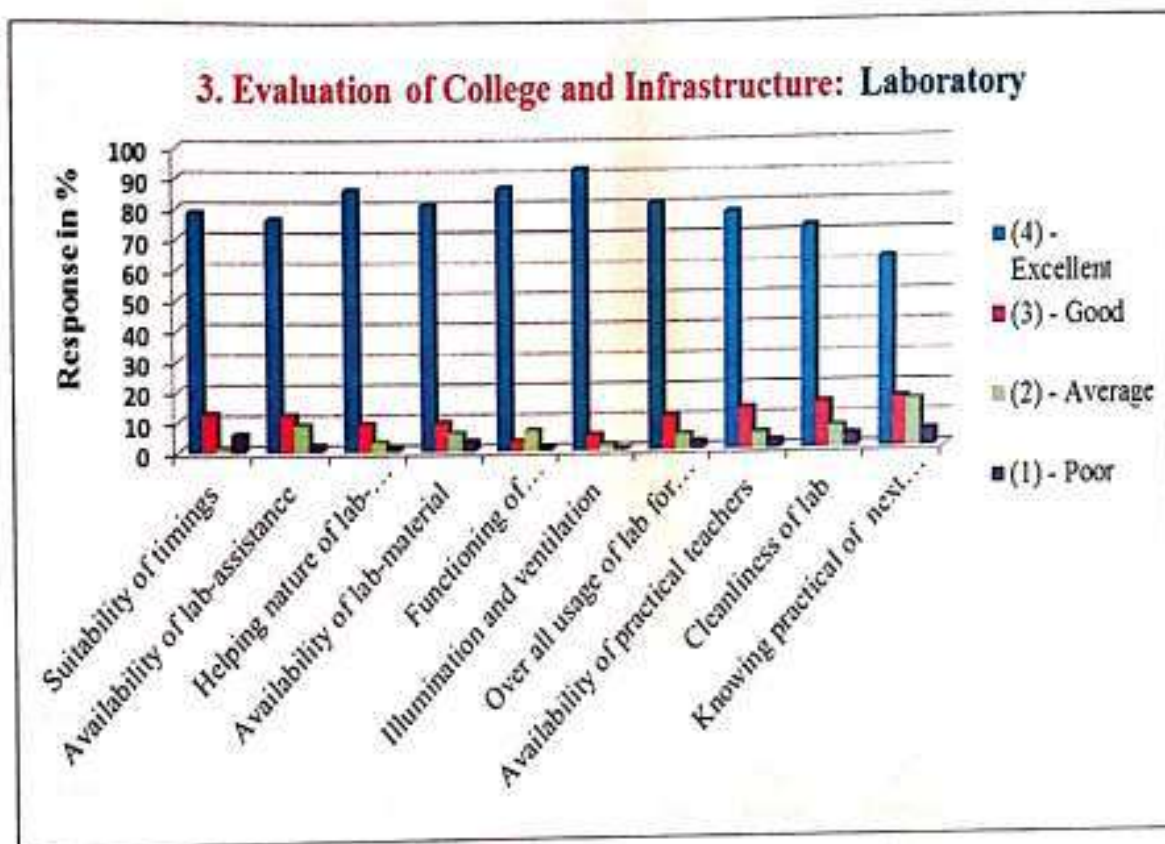


ii) Laboratory:

Question No.	Particulars	(4) - Excellent	(3) - Good	(2) - Average	(1) - Poor
1	Suitability of timings	78.89	12.65	1.63	5.96
2	Availability of lab-assistance	76.51	12.32	9.01	2.16
3	Helping nature of lab-assistance/staff	86.25	9.31	3.2	1.56
4	Availability of lab-material	81.2	9.5	6.1	3.2
5	Functioning of apparatus/equipment/Instrument	86.65	3.24	6.9	1.21
6	Illumination and ventilation	92.58	5.14	2	0.28
7	Over all usage of lab for success in final exam	81.35	11.21	5.12	2.53
8	Availability of practical teachers	78.31	13.53	5.34	2.71



9	Cleanliness of lab	73.25	15.3	7.2	4.25
10	Knowing practical of next week in advance	62.57	16.41	15.61	5.41

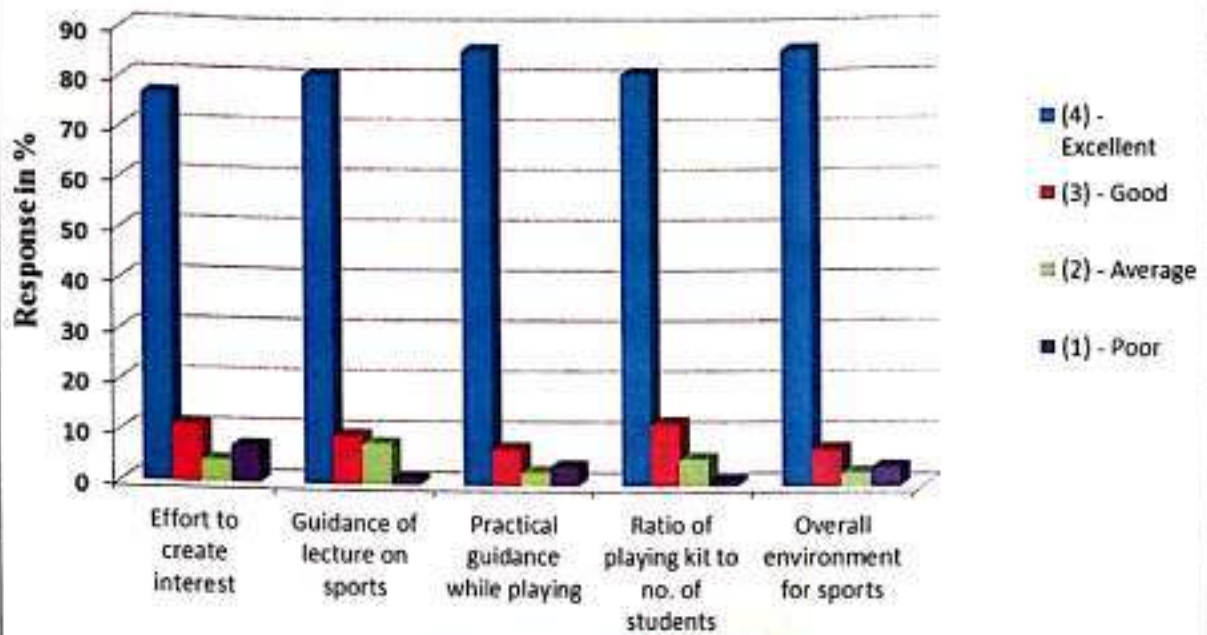


### iii) Sports:

Question No.	Particulars	(4) - Excellent	(3) - Good	(2) - Average	(1) - Poor
1	Effort to create interest	77.13	11.32	4.34	7.21
2	Guidance of lecture on sports	81.26	9.58	8.04	1.12
3	Practical guidance while playing	86.43	7.23	2.62	3.74
4	Ratio of playing kit to no. of students	81.66	12.26	5.25	0.83
5	Overall environment for sports	86.43	7.23	2.62	3.74



### 3. Evaluation of College and Infrastructure: Sports

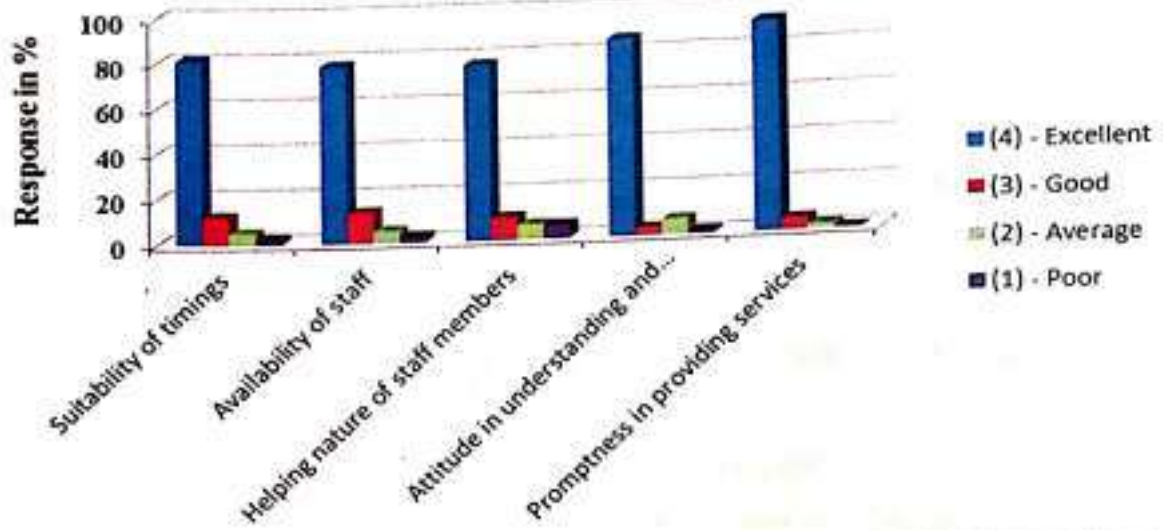


#### iv) Office:

Question No..	Particulars	(4) - Excellent	(3) - Good	(2) - Average	(1) - Poor
1	Suitability of timings	81.35	12.21	5.12	2.53
2	Availability of staff	78.31	13.53	5.34	2.71
3	Helping nature of staff members	77.34	9.81	6.51	6.12
4	Attitude in understanding and solving students problem	86.65	3.24	6.9	1.21
5	Promptness in providing services	92.58	5.14	2	0.28



### 3. Evaluation of College and Infrastructure: Office



*[Handwritten Signature]*

**Chairman**  
Student Feedback Committee

*[Handwritten Signature]*  
27/4/2018

**IQAC Coordinator**

**IQAC Coordinator**  
Bharatiya Jain Sanghatana's  
Arts Science and Commerce College Wagholi

*[Handwritten Signature]*

**PRINCIPAL**

Bharatiya Jain Sanghatana's  
Art, Science & Commerce College  
Wagholi, Pune-412207

## Overall Feedback Analysis

The various graphs present the different views expressed by present students and alumni in regard to their perception of quality in teaching learning, curriculum, infrastructure and student support.

1. It is observed that on an average 80% students say that teacher's performance is very good for all parameters.
2. More than 85 % students are satisfied with their teaching methodology.
3. Average 75 % students are satisfied with the current syllabus designed by the Savitribai Phule Pune University, Pune.
4. Approximately 78% students state the required numbers of titles in their subject available in the Library as excellent or very good, and rest percentage of students are unsatisfied with Library
5. Additionally, 80% student's respondents find Laboratory facilities to be excellent and Very good.
6. Total 82% students are strongly satisfied with the playground and sports facilities provided by the college.
7. Total Approximately 75% students speak that the Office Staff are very co-operative and helpful, and rest percentage of students are not satisfied with it.
8. The charts indicate that the infrastructure and student support facilities available at BJS College are good enough.



Chairman  
Student Feedback Committee



  
27/4/2018  
IQAC Coordinator

**IQAC Coordinator**  
Bharatiya Jain Sanghatana's  
Arts Science and Commerce College Wagholi



**PRINCIPAL**  
Bharatiya Jain Sanghatana's  
Art, Science & Commerce College  
Wagholi, Pune-412207

## ACTION TAKEN REPORT

Academic Year 2017 -2018

Thus the feedback given by the stakeholders were analyzed and suitable action was taken so as to satisfy the expectations of students, parents and employers. This further helped us to improvise our curriculum as per the expectations of the stakeholders.

The action taken report of the feedback received from students is as follows:

1. Installation of solar Power Plant.
2. Academic Audit to be done
3. Library facilities must be augmented to meet the current requirement of the students to enable efficient learning.
4. Apart from regular teaching, Social awareness and Extension programs imparted to students (NSS).
5. College library and ICT facilities are updated
6. E- Waste recycling must be encouraged Students spread awareness about e waste among student community.
7. College constructs Cafeteria for students.



  
Chairman  
Student Feedback Committee

  
27/5/2019  
IQAC Coordinator

**IQAC Coordinator**  
Bharatiya Jain Sanghatana's  
Arts Science and Commerce College Waghholi

  
**PRINCIPAL**  
Bharatiya Jain Sanghatana's  
Art, Science & Commerce College,  
Waghholi, Pune-412207

Ref.No.: BJSC :

Date :

## Action Taken Report

The feedback committee of the college collects annual feedback from students on teaching faculty, library, course/ subject, laboratory, office and sports. Feedback from stakeholders (parents, teaching and non-teaching employee and alumnae) is collected on overall facilities, infrastructure and teaching-learning process. The committee collects analyses and sends the report to the IQAC and the Principal. The response on feedback is later communicated to the faculty in-charges and respective department heads. The IQAC includes the suggestions given by stakeholders in the perspective plan of the college. During the year 2018-19, the college initiated following works as per the feedback given by stakeholders:

- a) Construction of canteen on college campus
- b) Renovation of girls' washroom and ladies staff washroom
- c) Development of internal roads
- d) Installation of more LCD projectors/ CCTV camera
- e) Introduction of new career oriented courses
- f) Updating of computer laboratories
- g) Establishment of student facility center
- h) Hi-speed internet facility
- i) complete automation of office and library for ease of work
- j) Registration of Alumni association
- k) Green Audit and rain water harvesting



PRINCIPAL  
Bharatiya Jain Sanghatana's  
Art, Science & Commerce College  
Wagholi, Pune - 412207

**BJS**

Bharatiya Jain Sanghatana

संस्थापक अध्यक्ष  
शांतिलाल मुथ्याPrincipal  
Major Dr. Ashok V. Giri  
M.Com., B.Ed., M.Phil (Com), GDC & A, Ph.D.  
Cell: 9822296596प्राचार्य  
मेजर डॉ. अशोक व्ही. गिरी  
M.Com., B.Ed., M.Phil (Com), GDC & A, Ph.D.  
धमणध्वनी : ९८२२२९६५९६BHARATIYA JAIN SANGHATANA'S  
Arts, Science & Commerce Collegeभारतीय जैन संघटनेचे  
कला, विज्ञान व वाणिज्य महाविद्यालय

NAAC Re-Accredited 'B' Grade

● Run by Jain Minority Institute ● Affiliated to SPPU, Pune ● ID No. PU/PN/ASC/113/1995 ● A.I.S.H.E. Ref. No.: C-41341

Ref.No.: BJSC :

Date :

## Action Taken Report on Curriculum (2018-19)

The college collects feedback annually from all stakeholders. The feedback is taken on different aspects of curriculum. After collecting the feedback, analysis is done using computer software. A graphical presentation is made after analysis and is sent to the Principal, IQAC, Faculty in-charges and heads of various departments. While designing COP courses, this feedback is taken into consideration.



PRINCIPAL  
Bharatiya Jain Sanghatana's  
Art, Science & Commerce College  
Wagholl, Pune - 412207



Ref.No.: BJSC :

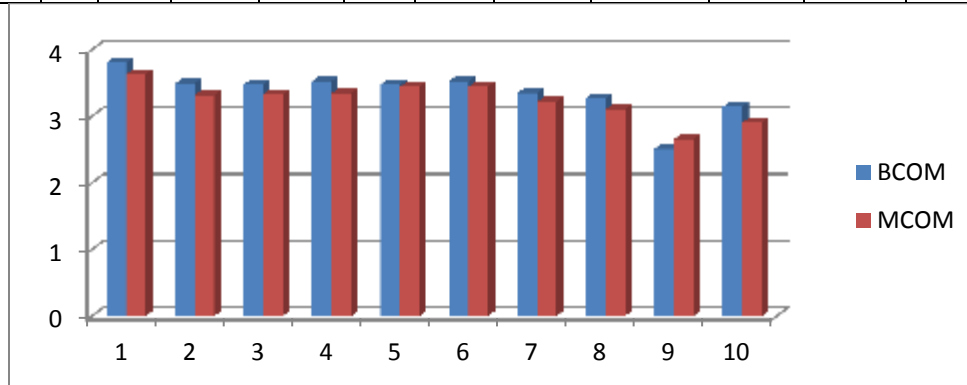
Date :

**Evaluation of Course by Students: Commerce (2018-19)****Questions:**

1. Satisfaction of subject/Faculty choice
2. Your opinion about faculty subject after learning
3. Completion of syllabus
4. Manner of completion
5. Periodical test /Tutorials
6. Use of innovative teaching methods by teachers
7. Benefit from practical/Study tours/Field work
8. Manner of conducting practical/Study tours/Field work
9. Use of computers/internet for teaching
10. Chances of job opportunities due to course

**Marks Obtained:**

Class/Que. No.	I	II	III	IV	V	VI	VII	VIII	IX	X	Total Students
BCOM	4	4	4	4	3	4	4	3	2	3	116
MCOM I&II	4	3	3	3	3	3	3	3	3	3	73

**Interpretation:**

Poor: 1      Average: 2      Good: 3      Excellent: 4

**Suggestions: Use of ICT and e-content should be provided. Efforts must be taken for increasing employability of students.**

Ref.No.: BJSC :

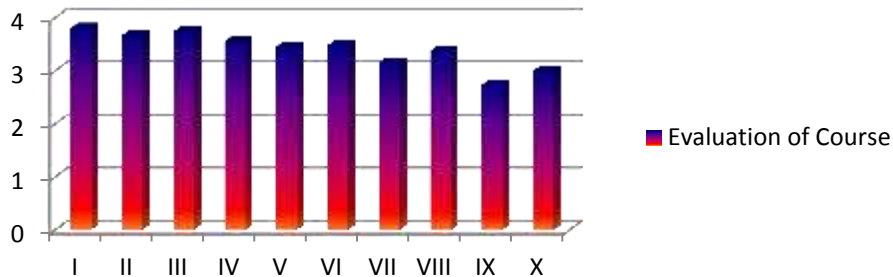
Date :

**Evaluation of Course by Students: Arts (2018-19)****Questions:**

1. Satisfaction of subject/Faculty choice
2. Your opinion about faculty subject after learning
3. Completion of syllabus
4. Manner of completion
5. Periodical test /Tutorials
6. Use of innovative teaching methods by teachers
7. Benefit from practical/Study tours/Field work
8. Manner of conducting practical/Study tours/Field work
9. Use of computers/internet for teaching
10. Chances of job opportunities due to course

**Marks Obtained:**

Class/Que. No.	I	II	III	IV	V	VI	VII	VIII	IX	X	Total Students
BA	4	4	4	4	3	3	3	3	3	3	87

**Evaluation of Course****Interpretation:**

Poor: 1      Average: 2      Good: 3      Excellent: 4

**Suggestions: Recommendations for field work, regular assessment can be made to BOS.**

PRINCIPAL  
Bharatiya Jain Sanghatana's  
Art, Science & Commerce College  
Wagholl, Pune - 412207

Ref.No.: BJSC :

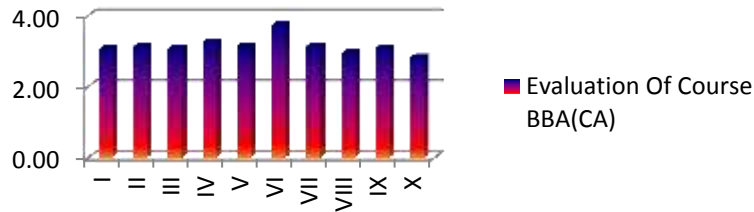
Date :

**Evaluation of Course by Students: BBA (CA) (2018-19)****Questions:**

1. Satisfaction of subject/Faculty choice
2. Your opinion about faculty subject after learning
3. Completion of syllabus
4. Manner of completion
5. Periodical test /Tutorials
6. Use of innovative teaching methods by teachers
7. Benefit from practical/Study tours/Field work
8. Manner of conducting practical/Study tours/Field work
9. Use of computers/internet for teaching
10. Chances of job opportunities due to course

**Marks Obtained:**

Class/Que. No.	I	II	III	IV	V	VI	VII	VIII	IX	X	Total Students
<b>BBA (CA)</b>	<b>3.06</b>	<b>3.13</b>	<b>3.07</b>	<b>3.25</b>	<b>3.14</b>	<b>3.74</b>	<b>3.15</b>	<b>2.94</b>	<b>3.09</b>	<b>2.82</b>	<b>111</b>

**Evaluation Of Course BBA(CA)****Interpretation:****Poor: 1      Average: 2      Good: 3      Excellent: 4****Suggestions: Practicals must be conducted in an effective way. Efforts must be taken to improve employability of students.**

Ref.No.: BJSC :

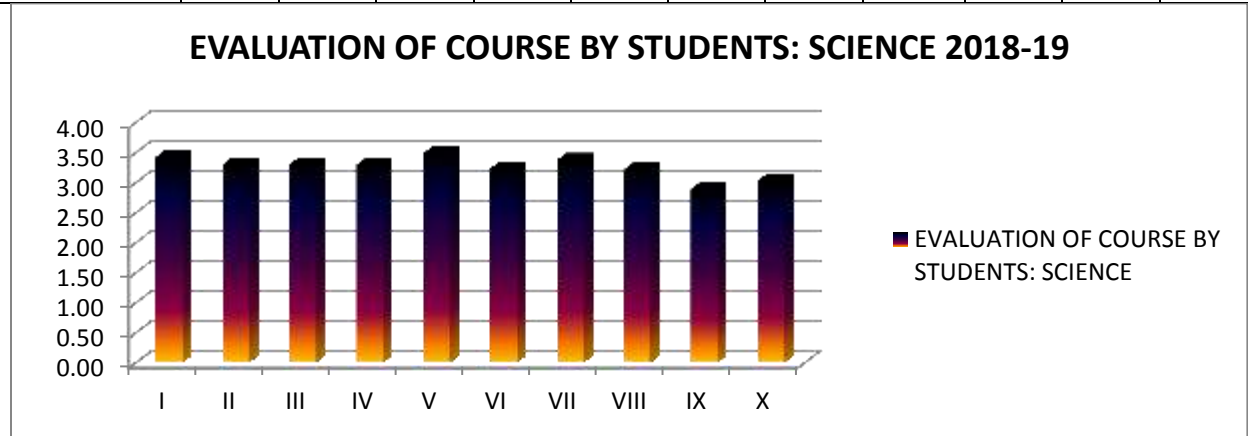
Date :

**Evaluation of Course by Students: Science (2018-19)****Questions:**

1. Satisfaction of subject/Faculty choice
2. Your opinion about faculty subject after learning
3. Completion of syllabus
4. Manner of completion
5. Periodical test /Tutorials
6. Use of innovative teaching methods by teachers
7. Benefit from practical/Study tours/Field work
8. Manner of conducting practical/Study tours/Field work
9. Use of computers/internet for teaching
10. Chances of job opportunities due to course

**Marks Obtained:**

Class/Que. No.	I	II	III	IV	V	VI	VII	VIII	IX	X	Total Students
Science	3.43	3.31	3.31	3.30	3.49	3.24	3.38	3.22	2.89	3.04	114

**Interpretation:**

Poor: 1      Average: 2      Good: 3      Excellent: 4

**Suggestions: Practicals must be conducted in an effective way. Efforts must be taken to improve employability of students.**

Ref.No.: BJSC :

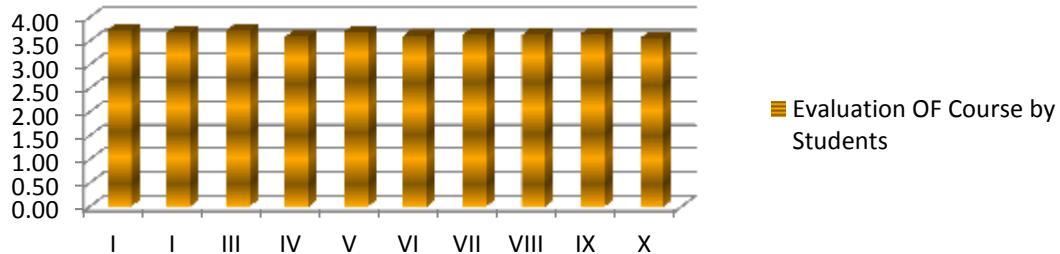
Date :

**Evaluation of Course by Students: BCA Science(2018-19)****Questions:**

1. Satisfaction of subject/Faculty choice
2. Your opinion about faculty subject after learning
3. Completion of syllabus
4. Manner of completion
5. Periodical test /Tutorials
6. Use of innovative teaching methods by teachers
7. Benefit from practical/Study tours/Field work
8. Manner of conducting practical/Study tours/Field work
9. Use of computers/internet for teaching
10. Chances of job opportunities due to course

**Marks Obtained:**

Class/Que. No.	I	II	III	IV	V	VI	VII	VIII	IX	X	Total Students
<b>BCA Science</b>	<b>3.74</b>	<b>3.68</b>	<b>3.72</b>	<b>3.59</b>	<b>3.70</b>	<b>3.62</b>	<b>3.63</b>	<b>3.63</b>	<b>3.66</b>	<b>3.56</b>	<b>102</b>

**Evaluation OF Course by Students****Interpretation:**

Poor: 1      Average: 2      Good: 3      Excellent: 4

**Suggestions: Keep it up.**

Bharatiya Jain Sanghatana's  
Science & Commerce College, Wagholi, Pune  
Quality Assurance Cell (IQAC)

Arts,  
Internal  
2016-17

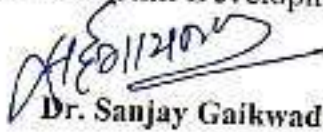
### Notice 4

3/09/2016


A Meeting of the Internal Quality Assurance Cell (IQAC) is called on Saturday, September 3<sup>rd</sup>, 2016 at 11.30 am in the IQAC Office. The members of the committee are requested to attend the meeting at scheduled time.

#### Agenda

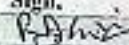




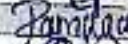


1. Discussion on activities in August 16
2. Discussion on AQAR
3. Activities organized in September
4. Discussion on API report of the Teaching and non- teaching staff
5. COP- courses
6. Soft Skill Development Program

  
Dr. Sanjay Gaikwad

IQAC Coordinator  
Bharatiya Jain Sanghatana's  
Arts Science and Commerce College Wagholi



Dr. Babasaheb Sangale  
Principal  
Bharatiya Jain Sanghatana's  
Arts Science & Commerce College  
Wagholi Pune - 412207

Name	Sign.	Name	Sign.
Dr. Gulalkari R. A. (I)		Mr. Anjal D. R (II)	
Mr. Gaikwad D.D (III)		Mr. Sonawane S. M (IV)	
Mr. Shinde S. B. (V)		Dr. Jamadade R. N. (VI)	
Dr. Patil D. N. (VII)		Mr. Lundage B.B (Profile)	
Miss. Kiran Narke		Miss Snehal Dhumdhare	